

Features

- Small Body Outline Dimensions:
- Protects one I/O or power line
- Low Clamping Voltage
- Ultra Low Capacitance
- Working Voltage: 3.3V
- Low Leakage Current



IEC COMPATIBILITY (EN61000-4)

- IEC 61000-4-2 (ESD) $\pm 22\text{kV}$ (air), $\pm 22\text{kV}$ (contact)
- IEC 61000-4-4 (EFT) 40A (5/50ns)
- IEC 61000-4-5 (Lightning) 4A (8/20 μs)

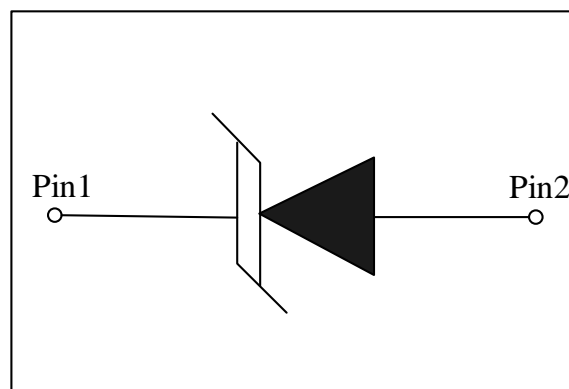
Mechanical Characteristics

- DFN0603-2L package
- Marking: Marking Code
- Packaging: Tape and Reel per EIA 481
- RoHS Compliant & HF

Applications

- HDMI 1.4 and HDMI 2.0
- USB 3.0 and USB 3.1
- USB Type-C
- Thunderbolt
- MIPI/MDDI
- 10GbE
- DVI

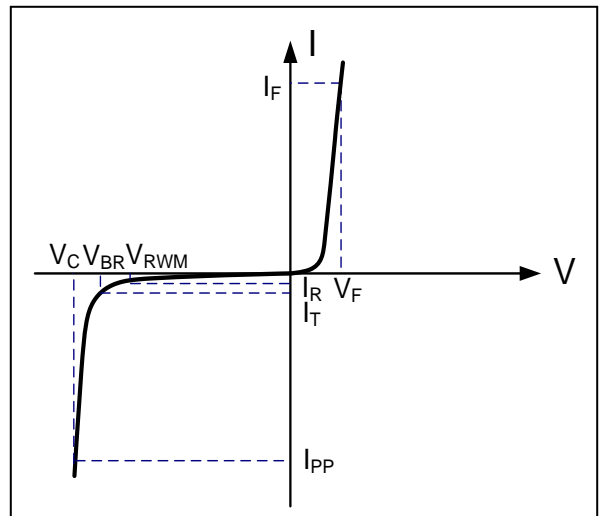
Schematic & PIN Configuration



Absolute Maximum Rating			
Rating	Symbol	Value	Units
Peak Pulse Power ($t_p = 8/20\mu s$)	P_{PP}	48	Watts
Peak Pulse Current ($t_p = 8/20\mu s$)	I_{PP}	4	A
Operating Temperature	T_J	-55 to +125	°C
Storage Temperature	T_{STG}	-55 to +150	°C

Electrical Parameters

Symbol	Parameter
I_{PP}	Reverse Peak Pulse Current
V_C	Clamping Voltage @ I_{PP}
V_{RWM}	Reverse Stand-Off Voltage
I_R	Reverse Leakage Current @ V_{RWM}
V_{BR}	Breakdown Voltage @ I_T
I_T	Test Current
I_F	Forward Current
V_F	Forward Voltage @ I_F



Electrical Characteristics(T=25°C unless otherwise noted)

WE03DUCSOC						
Parameter	Symbol	Conditions	Minimum	Typical	Maximum	Units
Reverse Stand-Off Voltage	V_{RWM}				3.3	V
Reverse Breakdown Voltage	V_{BR}	$I_T=1mA$	5.5			V
Forward Voltage	V_F	$I_F=10mA$	0.5		1	V
Reverse Leakage Current	I_R	$V_{RWM}=3.3V$			200	nA
Clamping Voltage	V_C	$I_{PP}=1A, t_p=8/20\mu s$			8.5	V
Clamping Voltage	V_C	$I_{PP}=4A, t_p=8/20\mu s$		10.8	12	V
ESD Clamping Voltage ¹	V_C	$I_{PP} = 4A$ $t_p = 0.2/100ns$		9.8		V
ESD Clamping Voltage ¹	V_C	$I_{PP} = 16A$ $t_p = 0.2/100ns$		15.6		V
Dynamic Resistance ^{1,2}	R_{DYN}	TLP=0.2/100ns		0.48		Ω
Junction Capacitance	C_j	$V_R=0V, f = 1MHz$		0.6	0.8	pF

Notes : 1、 TLP Setting : $t_p=100ns, t_r=0.2ns, I_{TLP}$ and V_{TLP} sample window: $t_1=70ns$ to $t_2=90ns$.
 2、 Dynamic resistance calculated from $I_{PP}=4A$ to $I_{PP}=16A$ using "Best Fit".

Typical Characteristics

Figure 1: Peak Pulse Power vs. Pulse Time

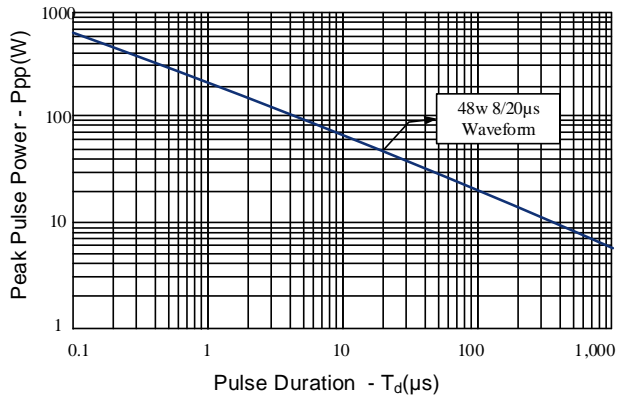


Figure 2: Power Derating Curve

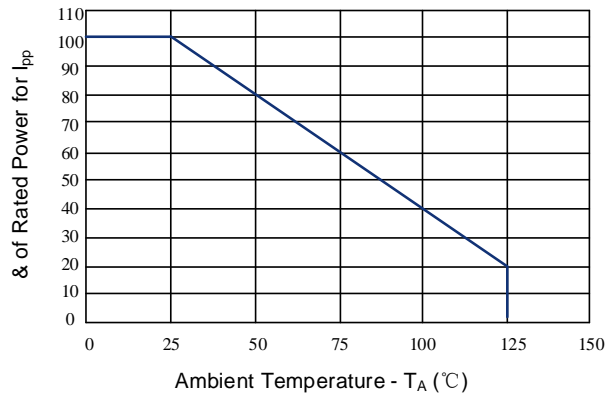


Figure 3: Clamping Voltage vs. Peak Pulse Current

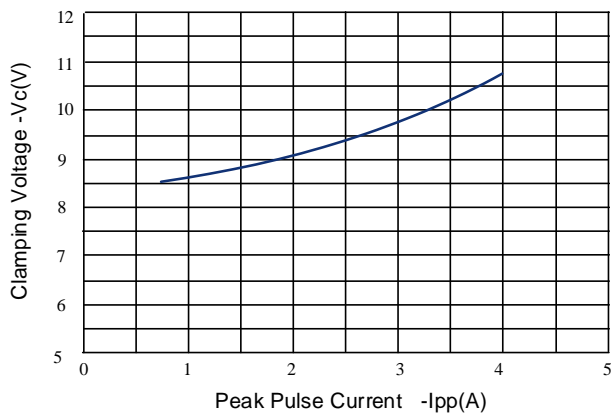


Figure 4: Normalized Junction Capacitance vs. Reverse Voltage

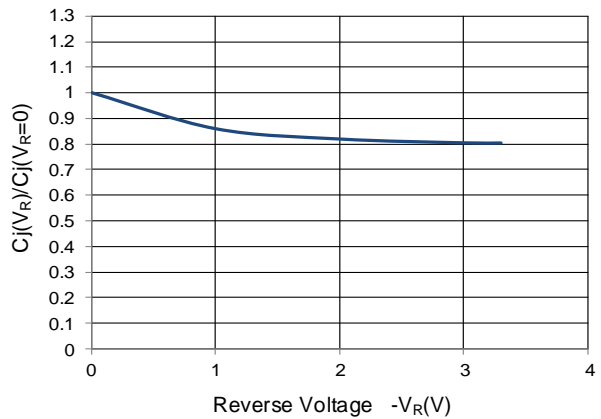


Figure 5: 8/20μs Pulse Waveform

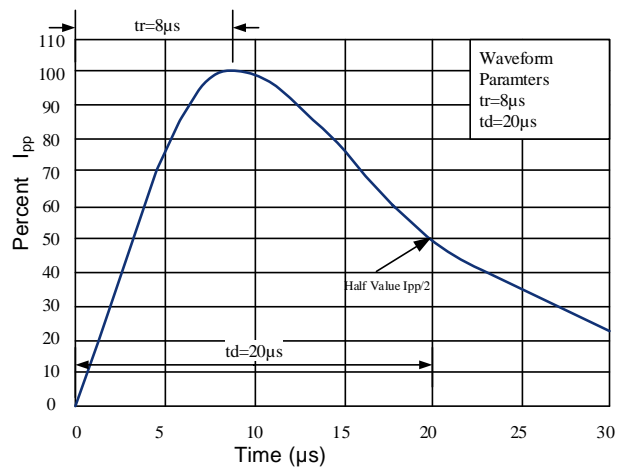
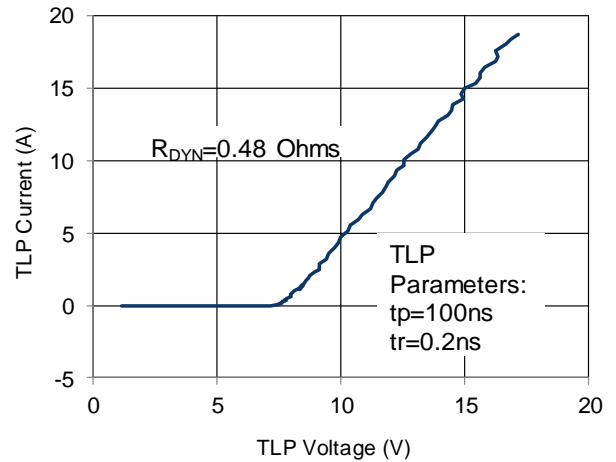
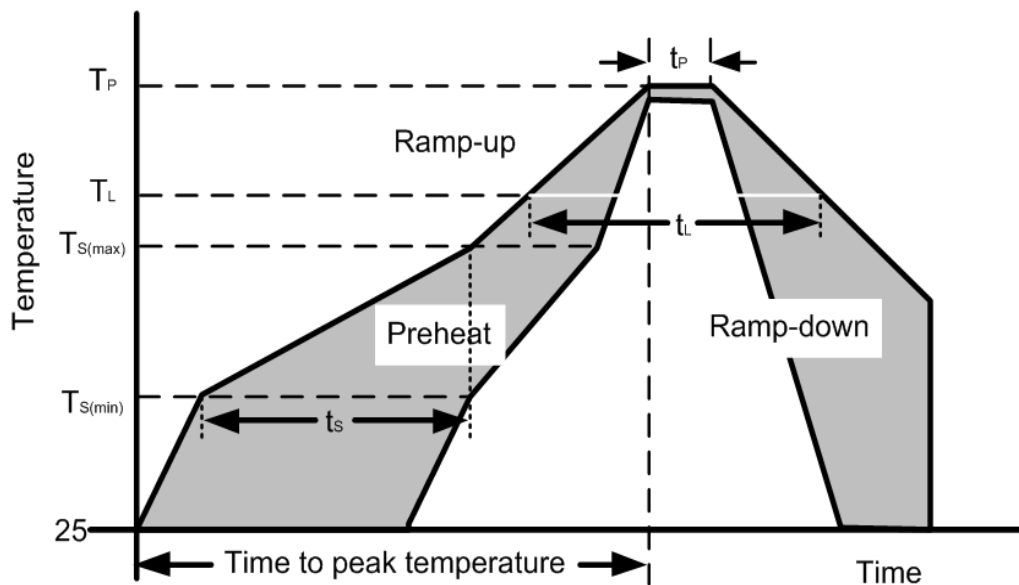


Figure 6: TLP I-V Curve



Soldering Parameters

Reflow Condition		Pb – Free assembly
Pre Heat	Temperature Min ($T_{S(min)}$)	150°C
	Temperature Max ($T_{S(max)}$)	200°C
	Time (min to max) (t_s)	60 – 190 secs
Average ramp up rate (Liquidus Temp) (T_L) to peak		5°C/second max
$T_{S(max)}$ to T_L — Ramp-up Rate		5°C/second max
Reflow	Temperature (T_L) (Liquidus)	217°C
	Temperature (t_L)	60 – 150 seconds
Peak Temperature (T_P)		260+0/-5 °C
Time within actual peak Temperature (t_p)		20 – 40 seconds
Ramp-down Rate		5°C/second max
Time 25°C to peak Temperature (T_P)		8 minutes Max.
Do not exceed		280°C



Outline Drawing –DFN0603-2L

PACKAGE OUTLINE

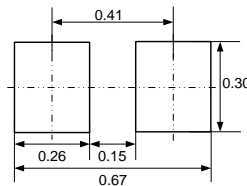
Bottom View Top View

Side View

DFN0603-2L

SYMBOL	MILLIMETERS		
	NOM	MIN	MAX
A	--	0.280	0.320
A1	--	--	0.050
D	0.620	0.590	0.640
E	0.320	0.290	0.340
b	0.180	0.155	0.205
L	0.240	0.215	0.265
h	--	0.050	0.100
L1	0.040REF		
L2	0.040REF		
e	0.360BSC		

Land Pattern



Marking Codes

Part Number	Marking Code
WE03DUCSOC	 Y = Specific Device Code M = Month Code

Package Information

Qty: 15k/Reel

CONTACT INFORMATION

No.1001, Shiwan(7) Road, Pudong District, Shanghai, P.R.China.201207

Tel: 86-21-68969993 Fax: 86-21-50757680 Email: market@way-on.com

WAYON website: <http://www.way-on.com>

For additional information, please contact your local Sales Representative.

WAYON ® is registered trademark of Wayon Corporation.

Specifications are subject to change without notice.
 The device characteristics and parameters in this data sheet can and do vary in different applications and actual device performance may vary over time.
 Users should verify actual device performance in their specific applications.